



# Comisión de Transparencia sobre Inversión Responsable

## RED PACTO GLOBAL CHILE

*Santiago, 9 de Agosto de 2016*



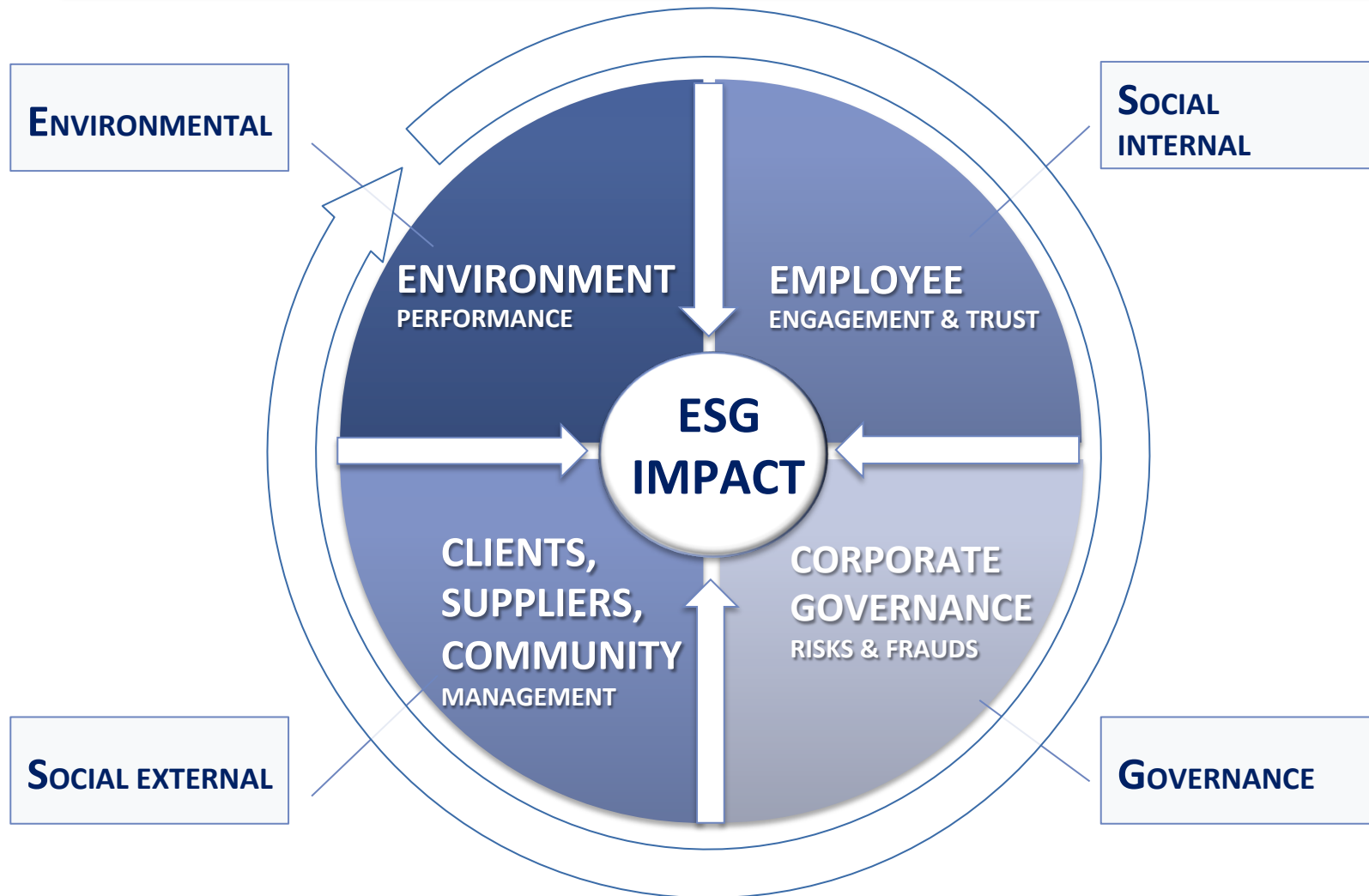
Yale SCHOOL OF  
MANAGEMENT

# CONTEXTO MUNDIAL





# ESG = Información no financiera relevante





# \$US 6.7 trillones al año y cerca de 500 inversores institucionales



		Fund Type	Inception Month	AUM (US\$ millions)	YTD %	1 yr Avg %	3 yr Avg %	5 yr Avg %	10 yr Avg %	Prev Yr Rtn %	Mgmt Fee %	Exp Ratio %	Std Dev	Benchmark Used
PAFSX	Parnassus Asia Fund	Int'l Global	4/2013	\$5.97M	-11	-12.26	--	--	--	7.83	1.1	1.25	19.67	MSCI AC Asia Pacific Index
PRBLX	Parnassus Core Equity Fund	Equity Large Cap	8/1992	\$11442M	1.72	2.06	16.75	14.55	10.12	14.48	0.6	0.87	11.58	S&P 500 Composite Total Return
PARWX	Parnassus Endeavor Fund	Equity Specialty	4/2005	\$1233.78M	4.52	5.18	19.2	15.48	11.74	18.51	0.77	0.95	14.93	S&P 500 Composite Total Return
PRFIX	Parnassus Fixed Income Fund	Bond (Fixed Inc)	8/1992	\$187.22M	0.93	0.94	0.83	1.97	4.2	4.49	0.5	0.68	2.1	Barclays Capital US Credit
PARNX	Parnassus Fund	All Cap	12/1984	\$633.65M	3.49	4.59	19.36	15.72	10.2	14.68	0.63	0.84	16.7	S&P 500 Composite Total Return
PARMX	Parnassus Mid Cap Fund	Equity Mid-Sm Cap	4/2005	\$512.26M	1.73	2.68	13.6	13.7	9.22	11.24	0.74	1.09	11.48	Russell Midcap Index
PXWEX	Pax Ellevate Global Women's Index Fund - Individual Investor	Equity Specialty	10/1993	\$80.67M	0.05	-1.69	11.27	8.04	--	5.95	0.74	1.09	12.46	Pax Global Women's Leadership Index
PXWIX	Pax Ellevate Global Women's Index Fund - Institutional Class	Equity Specialty	4/2006	\$80.67M	0.26	-1.45	11.53	8.31	--	6.21	0.74	0.78	12.46	Pax Global Women's Leadership Index
PXINX	Pax MSCI International ESG Index Fund - Individual Investor	Int'l Global	3/2008	\$419.49M	2.3	-1.43	3.45	1.22	--	-10.99	0.55	0.8	14.86	MSCI EAFE ESG Index
PXNIX	Pax MSCI International ESG Index Fund - Institutional Class	Int'l Global	3/2008	\$419.49M	2.57	-1.12	2.71	0.9	--	-13.21	0.55	0.55	14.82	MSCI EAFE ESG Index
PXIRX	Pax MSCI International ESG Index Fund R	Int'l Global	3/2008	\$419.49M	2.07	-1.64	3.2	0.98	--	-11.11	0.55	1.05	14.74	MSCI EAFE ESG Index
PAXWX	Pax World Balanced Fund - Individual Investor	Balanced	8/1971	\$1762.55M	0.97	0.18	8.68	7.79	4.75	8	0.5	0.91	8.84	Blended Index
PAXIX	Pax World Balanced Fund - Institutional Investor	Balanced	4/2007	\$1762.55M	1.21	0.44	8.95	8.06	--	8.21	0.5	0.66	8.85	Blended Index
PAXRX	Pax World Balanced Fund R	Balanced	4/2007	\$1762.55M	0.78	-0.04	8.41	7.52	--	7.68	0.5	1.16	8.83	Blended Index



# Actuales herramientas no son capaces de anticipar

## RIESGOS:

- Tools reporting high ESG scores weren't able to anticipate frauds and scandals.



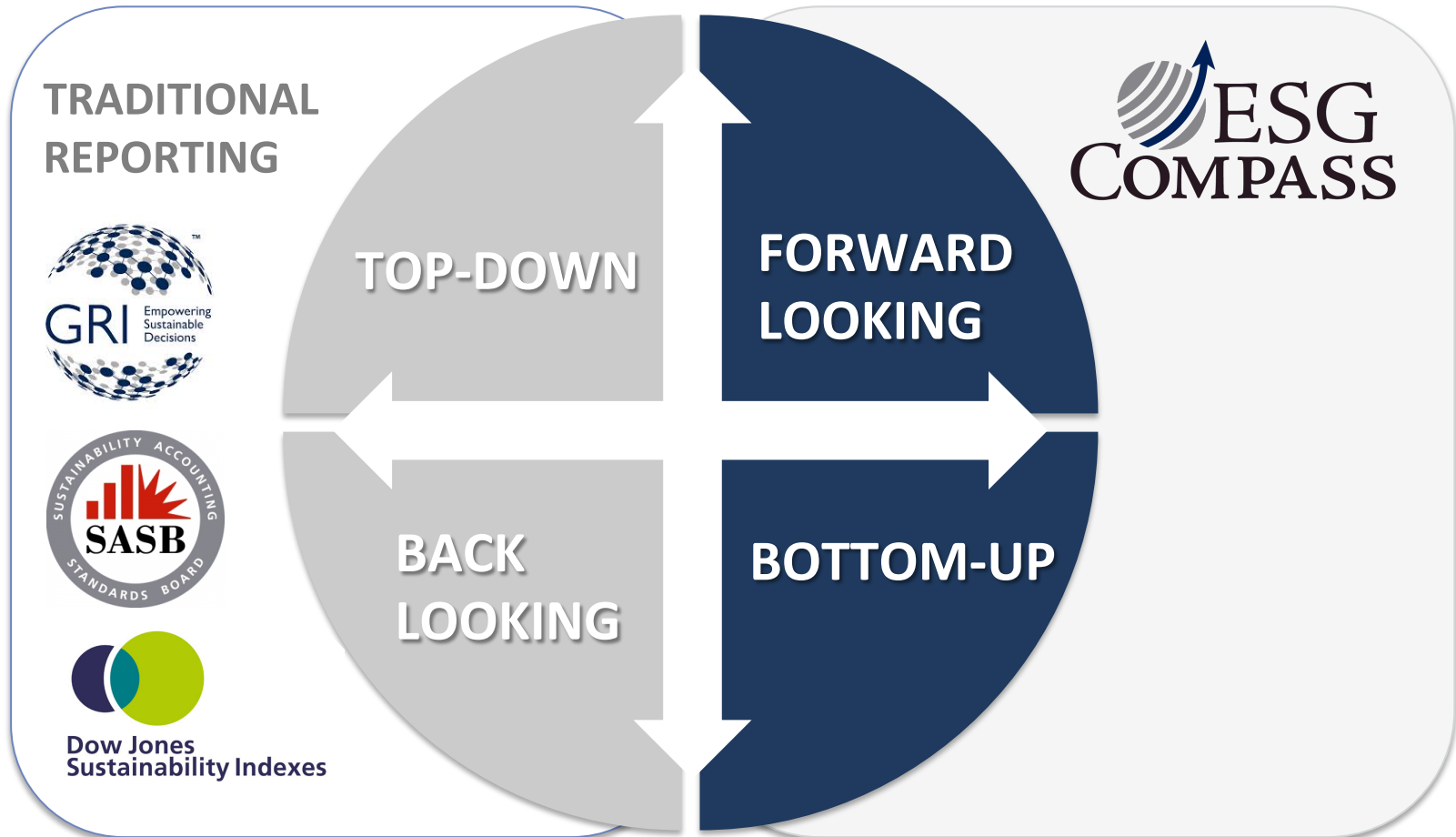
## DESEMPEÑO:

- Top-down and back- looking analysis using information from last fiscal year.





# ESG COMPASS completa análisis 360°



# ESG COMPASS







# Creado en Yale School of Management



**Prof. James Baron, PhD:**  
**Organizational Behavior (OB)**

- **Yale SOM** - Chair of OB



**Prof. Todd Court, PhD**  
**Sustainability consulting**

- **Yale SOM**
- **Columbia University**



**Prof. Brad Gentry:**  
**Environmental impact**

- **Yale FES** - Director of the Center for Business & Environment, Yale



**Prof. Andrew Metrick, PhD:**  
**Expert in Finance**

- **Yale SOM** - Head of Finance.



**Phil Armstrong:**  
**Corporate Governance**

- **WORLD BANK** – Former Head, Global Corporate Governance, IFC.



**Cary Krosinsky, PhD:**  
**Sustainability Strategy**

- **Yale University**
- **KPMG.**





# Cómo funciona?



## UPLOAD

- 5 Stakeholders
  - ✓ Employees
  - ✓ Clients
  - ✓ Suppliers
  - ✓ Community
  - ✓ Investors



## EMAIL/TEXT

- Software



## DASHBOARD

- Resultados automáticos

2 - 3 semanas



# Output

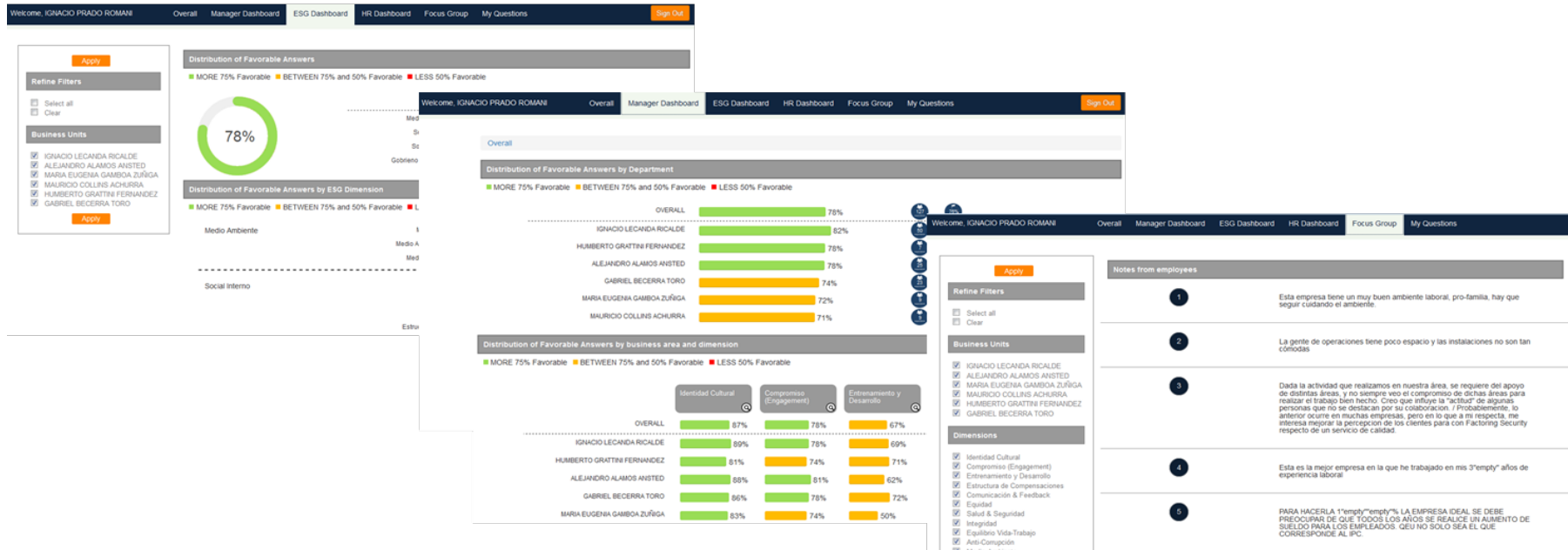
**QUE HACER**  
FOCO ESG



**DONDE**  
APOYAR



**COMO**  
ACCIONAR





## Beneficios


- ✓ **VISIÓN 360°**
  - 4 herramientas en 1 software
  - Incluyendo: RRHH, RSE, Sustentabilidad, Operaciones, Marketing, Riesgo.
- ✓ **ANTICIPA RIESGOS**
  - Al evaluar comportamientos de ESG, identifica riesgos antes que se traduzcan en acciones
- ✓ **REDUCE COSTOS**
  - Foco de acción
  - Bajada por gerencia/jefatura/ grupo hasta 4 empleados
  - Administra rotación – fuga de talentos, costo reposición
- ✓ **EFICIENCIA CONTINUA**
  - Identificación de prioridades y metas
  - Benchmark a través del tiempo
- ✓ **VISIBILIDAD DE INVERSIÓN (nacional e internacional)**
  - Empresa ESG certified

# VALOR PARA LAS EMPRESAS





# Doble valor usando ESG COMPASS



## 2. CERTIFICACIÓN

- ✓ Validación Stakeholders
- ✓ Visibilidad Mercado



## 1. GESTIÓN

- ✓ Foco accionable
- ✓ Ahorro
- ✓ Identificación de riesgos



**MUCHAS GRACIAS**

***Ignacio Torres K.***  
***Email: [ignacio.torres@esgcompass.com](mailto:ignacio.torres@esgcompass.com)***



# Comisión de Transparencia sobre Inversión Responsable

## RED PACTO GLOBAL CHILE

*Santiago, 9 de Agosto de 2016*



Yale SCHOOL OF  
MANAGEMENT